




USER MANUAL

HDMI 16x1 Multi-viewer

Enjoy the vivid world

Introduction











HDMI 16x1 Multi-viewer is a high performance with 16 HD screen segmentation and seamless switching output. It can display 16 HD digital video signal on the same screen, and has a variety of video segmentation, seamless switching 16 HD input signal synchronously. The control methods of the switch is flexible, it can be switched via button and IR control. It's a very practical and stable switch and easy to install, can be used in the major projects, meeting halls and other places.



The remote control:



1080P HDMI output resolution 1080P;

-  Output resolution switch;
-  Vertical dual image display mode ;
-  Paralleled dual image display mode;
-  4 big -12 small display mode;
-  2 big -6 small display mode;
-  Audio switching;  Mute Display mode switching;
-  16 Image display mode;
-  Left & right switching input port
-  1 --- 16 Single image choosing signal input port



2x2 mode:

- A4: Choosing 1-4 input port signal;
- B4: Choosing 5-8 input port signal;
- C4: Choosing 9-12 input port signal;
- D4: Choosing 13-16 input port signal;



2x4 mode:

- A8: Choosing 1-8 input port signal;
- B8: Choosing 9-16 input port signal;



2x4 mode : (without stretcher strain)

- A8: Choosing 1-8 input port signal;
- B8: Choosing 9-16 input port signal;

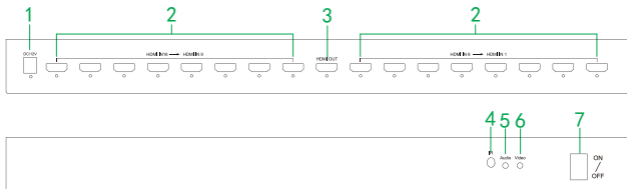
Features

- * Support 16 HDMI inputs, one HDMI output;
- * Support 16 HDMI signal screen segmentation;
- * Support 16 HDMI signal seamless switching;
- * Support IR remote control;

Specifications:

HDMI input resolution	1080P,720P,1080i,1024x768,1360x768 etc
HDMI output resolution	1080P@60Hz
Input and output cable distance	≤15M AWG26 HDMI standard cable
Power adapter format	Input: AC (50HZ, 60HZ) 100V-240V; Output: DC12V/2A
Operating Temperature range	(-15℃ to +55℃)
Dimension (L x W x H)	460x150x40 (mm)
Weight	1683g

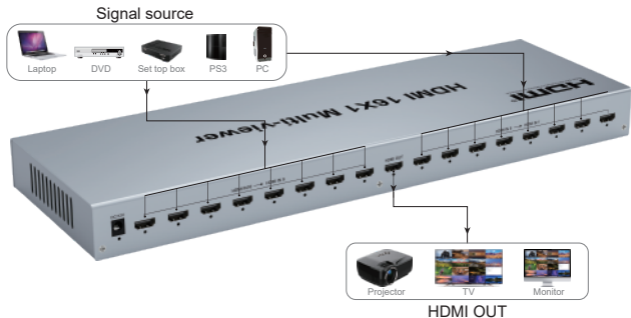
Function Interface Figure:



- 1: DC/12V --- DC/12V power interface
- 2: HDMI IN16 → HDMI IN1 ---Input interface
- 3: HDMI OUT --- Output interface
- 4: IR --- IR receive

- 5: Audio --- Audio mode switching
- 6: Video --- Video mode switching
- 7: ON/OFF --- Power switch

Connection diagram :



Operating steps:

- Step 1 : Connecting HDMI OUT with displayer, HDMI input 1~16 with source;
Step 2 : Connecting power, and turn on the Multi-viewer .

Application :



Game



Security monitoring



Pub

Common multi-viewer mode:



MODE1




MODE2



MODE3



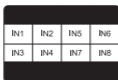
MODE4



MODE5



MODE6



MODE7



MODE8



MODE9

MODE1: Single image display mode (Channel 1-16 seamless switch)

MODE2&MODE3: Dual image display mode

MODE4: Quad display mode

MODE5: 2 big -6 small display mode

MODE6: 8 Image display mode

MODE7: 8 Image display mode (without stretcher strain)

MODE8: 4 big -12 small display mode

MODE9: 16 Image display mode

Package include :

1. 4k HDMI 16x1 multi-viewer 1PC
2. 12V/ 2A power adapter 1PC

3. Remote control 1PC
4. User manual 1PC